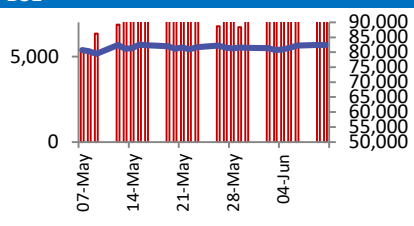
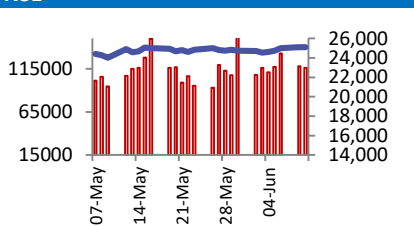


BSE	NSE																												
 <table> <tr><td>Open</td><td>82644</td></tr> <tr><td>High</td><td>82681</td></tr> <tr><td>Low</td><td>82240</td></tr> <tr><td>Close</td><td>82392</td></tr> <tr><td>Change</td><td>-53</td></tr> <tr><td>Volume (Lacs)</td><td>10197</td></tr> <tr><td>Turnover (Rs.inCr)</td><td>9436</td></tr> </table>	Open	82644	High	82681	Low	82240	Close	82392	Change	-53	Volume (Lacs)	10197	Turnover (Rs.inCr)	9436	 <table> <tr><td>Open</td><td>25196</td></tr> <tr><td>High</td><td>25199</td></tr> <tr><td>Low</td><td>25055</td></tr> <tr><td>Close</td><td>25104</td></tr> <tr><td>Change</td><td>1</td></tr> <tr><td>Volume(Lacs)</td><td>49808</td></tr> <tr><td>Turnover(Rs.in Cr)</td><td>115863</td></tr> </table>	Open	25196	High	25199	Low	25055	Close	25104	Change	1	Volume(Lacs)	49808	Turnover(Rs.in Cr)	115863
Open	82644																												
High	82681																												
Low	82240																												
Close	82392																												
Change	-53																												
Volume (Lacs)	10197																												
Turnover (Rs.inCr)	9436																												
Open	25196																												
High	25199																												
Low	25055																												
Close	25104																												
Change	1																												
Volume(Lacs)	49808																												
Turnover(Rs.in Cr)	115863																												

World Markets	Current	Previous	Pt. Chg	Var(%)
Dow	42867	42762	105	0.2%
Dow Futures	42809	42911	(102)	-0.2%
Nasdaq	19715	19591	124	0.6%
FTSE	8853	8832	21	0.2%
Nikkei	38385	38212	174	0.5%
Hang Seng	24328	24163	165	0.7%
Gift Nifty	25184	25144	40	0.2%
Straits Singapore	3911	3934	(23)	-0.6%
South Korea	2891	2872	19	0.7%
Taiwan	22301	22242	59	0.3%
Shanghai	3404	3385	19	0.6%

Commodity Prices	Current	Previous	Pt. Chg	Var(%)
Copper (\$/MT)	9757	9793	(37)	-0.4%
Alumin (\$/MT)	2493	2479	14	0.5%
Zinc (\$/MT)	2658	2650	8	0.3%
Brent Crude (\$/bbl)	67	67	(0)	-0.3%
Gold (\$/Ounce)	3339	3324	15	0.5%
Silver (\$/Ounce)	37	37	0	0.1%
Light Crude (\$/bbl)	65	65	(0)	-0.2%
N G (\$/mmbtu)	4	4	0	0.3%
Sugar (\$/MT)	468	472	(5)	-1.0%
Rubber (Rs./kg)	197	197	1	0.3%
Baltic Dry Index	1680	1691	(11)	-0.7%

Currency Exchange Rate	Current	Previous	Var(%)
Rs./ \$ rate	85.62	85.63	-0.02%
Rs./ Euro	97.75	97.86	-0.11%
Rs./Chinese Yuan	11.91	11.91	0.01%
Yen / \$ rate	144.95	144.87	0.06%
\$ US/Euro	1.14	1.14	-0.08%

Dollar Index	Current	Previous	Var(%)
Dollar Index	99.13	99.10	0.03%

Support/ Resistance Levels for Today		
	Nifty	Bank Nifty Fut
Support 1	25040	56540
Support 2	24970	56200
Resistance	25170	57000

Securities in Ban For Trade	
TITAGARH	ABFRL
IREDA	RBLBANK
CHAMBLFERT	HINDCOPPER

Market Review

US: US markets ended higher on Tuesday, lifted by a rally in Tesla as investors bet on positive results from U.S.-China trade talks aimed at defusing a tariff dispute that has roiled global markets this year.

Asia: Asia-Pacific markets mostly climbed Wednesday as investors continue to track trade discussions between the U.S. and China, which U.S. Commerce Secretary Howard Lutnick described as being "productive."

India: Indian stock market benchmark, the Sensex, snapped its four-day winning streak on Tuesday on profit booking amid mixed global cues. **Markets expected to open on a flattish note and likely to witness sideways move during the day.**

Global Economy: The global economy is projected to slow sharply this year as President Trump's trade policy disrupts international commerce and increases economic uncertainty, the World Bank said on Tuesday in a report that underscores the toll of America's trade war. Despite the weakening outlook, the global economy is not expected to fall into a recession. However, the trade tension is setting the stage for the weakest decade of growth since the 1960s. Economic development in many of the poorest parts of the world has come to a standstill. Due to a substantial rise in trade barriers and uncertain global policy environment, the World Bank has lowered the global growth to 2.3 % in 2025 against 2.7 % projected in January. India's growth too has been revised down to 6.3 % against 6.7 % estimated earlier. Global growth is slowing due to a substantial rise in trade barriers and the pervasive effects of an uncertain global policy environment. Growth is expected to weaken to 2.3 % in 2025 against 2.8 % last year, with deceleration in most economies. This would mark the slowest rate of global growth since 2008, aside from outright global recessions. The growth rate for 2026 too has been lowered to 2.4 % against 2.7 % projected in Jan.

Commodities: : Oil fell for a second day, as traders digested a welter of headlines on US trade policy, including an appeal court ruling that US President Trump can continue to enforce his global tariffs for now.

Gold prices declined in the domestic futures market on Tuesday morning amid growing optimism about a potential US-China trade deal.

Currency: The U.S. dollar was little changed to marginally lower consolidating recent gains, as talks between Beijing and Washington continued for a second day amid expectations of a trade deal that could further ease trade tensions.

FII Derivative Transactions (Rs. Cr)

Contracts	Purchase		Sell		Net	Open Interest (OI)		OI (Previous day)		Change	
	Contract	Value	Contract	Value		Contract	Value	Contract	Value	Contract	Value
Index Future	13314	2452	10476	1892	560	154908	28167	158016	28766	(3108)	(599)
Index Option	4508900	838901	4487248	834580	4321	2169546	400941	2016488	372509	153058	28432
Stock Future	265753	17380	310595	20771	(3391)	5831268	384890	5859244	387396	(27976)	(2506)
Stock Option	924778	63988	992011	68662	(4674)	1259973	84093	1164688	77739	95285	6354
Total	5712745	922721	5800330	925905	(3184)	9415695	898091	9198436	866410	217259	31681

FII All Activity-BBG (Rs Cr)		Buy	Sell	Net
3-Jun-25		17397	20692	(3295)
4-Jun-25		17867	16262	1605
5-Jun-25		18265	18215	49
6-Jun-25		15541	14276	1265
9-Jun-25		13312	10900	2412
Month to date- June		96683	96752	(69)
FII (Prov.) (Rs Cr)		Buy	Sell	Net
4-Jun-25		16576	15499	1076
5-Jun-25		17879	18087	(208)
6-Jun-25		15208	14199	1010
9-Jun-25		12778	10785	1993
10-Jun-25		16548	14246	2302
Month to date-June		108891	108162	729
DII (Prov.) (Rs. Cr)		Buy	Sell	Net
4-Jun-25		13045	10478	2567
5-Jun-25		13191	10809	2382
6-Jun-25		22523	13180	9342
9-Jun-25		15306	11802	3504
10-Jun-25		13788	12675	1113
Month to date-June		108026	77896	30131
FII Debt - BBG (Rs. Cr)		Buy	Sell	Net
3-Jun-25		1808	5593	(3785)
4-Jun-25		2132	3994	(1862)
5-Jun-25		2237	2501	(264)
6-Jun-25		2120	1452	668
9-Jun-25		623	1876	(1254)
Month to date- June		10957	18192	(7235)

Market Breadth	BSE		NSE	
	No.	%	No.	%
Advance	2177	52%	1604	54%
Decline	1876	45%	1275	43%
Unchanged	119	3%	81	3%

Market Turnover	10-Jun	09-Jun	Var (%)
BSE Cash	9436	8178	15%
NSE Cash	115863	117746	-2%
NSE Futures	100580	107830	-7%
NSE Options	9290243	7660178	21%
Total (Rs.Cr)	9516122	7893931	21%

Volatility Index	10-Jun	09-Jun
Volatility Index	14.02	14.69

Index PE - TTM	10-Jun	Yr. High	Yr. Low
Sensex	23.1	25.2	20.3
Nifty	22.6	24.4	19.6

Corporate News
Wipro extends partnership with global food wholesaler Metro for 2 more years

The company announced the extension of its partnership with Metro AG, an international food wholesaler, for an additional two years. Under the renewed agreement, the company will continue to provide Metro with integrated digital services across cloud, data, application development, and AI-enabled IT support services. (CNBC)

Ashok Leyland subsidiary acquires another 1.01% stake in Switch Mobility

Arm completed its purchase of 1.01% stake of Switch Mobility UK from Dana, thereby increasing its direct holding in SML UK from 98.56% to 99.57%. Consequently, Optare Plc. UK along with Hinduja Automotive Limited, UK, now holds 100% in SML UK. (NDTV)

Reliance Infra partners with German defence firm to supply Guided Munitions to Indian armed forces

Reliance Defence and Germany's Diehl Defence strengthen strategic partnership for urgent supply of system Vulcano 155mm precision guided munition for armed forces. Reliance Defence will be the prime contractor for the Indian customer and Diehl Defence will be strategic partner. (NDTV)

Economy
Goyal woos Swiss investment, proposes an enclave for firms in India

Minister Piyush Goyal proposed developing a dedicated enclave for Swiss businesses in India to attract investment. He highlighted the government's commitment by resolving a Swiss company's land issue in Maharashtra within hours. This investment in industrial parks across India, is emphasizing on the availability of skilled talent and favorable incentives. (ET)

India-US trade pact: Officials discuss market access, digital trade, customs facilitation

India and the US engaged in discussions regarding a proposed bilateral trade agreement. Talks covered market access, digital trade, and customs facilitation. Both sides aim for a swift conclusion to the initial agreement. They are working towards a mutually beneficial agreement by fall 2025. (ET)

International
Qualcomm launches AI R&D centre in Vietnam

U.S. chipmaker Qualcomm has launched an artificial intelligence research and development centre in Vietnam. Its researchers will focus on advancing generative and agentic AI solutions across smartphones, personal computers, XR (extended reality), automotive and IoT applications. (Inv)

Top 5 Nifty Gainers	10-Jun	09-Jun	Var(%)
GRASIM	2708	2609	3.8%
DRREDDY	1349	1319	2.3%
TECHM	1611	1579	2.0%
TATAMOTORS	732	718	2.0%
INFY	1596	1573	1.5%
Top 5 Nifty Losers	10-Jun	09-Jun	Var(%)
TRENT	5814	5914	-1.7%
ASIANPAINT	2219	2248	-1.3%
BAJFINANCE	9498	9608	-1.1%
TATASTEEL	156	157	-1.0%
BAJAJFINSV	1998	2017	-1.0%

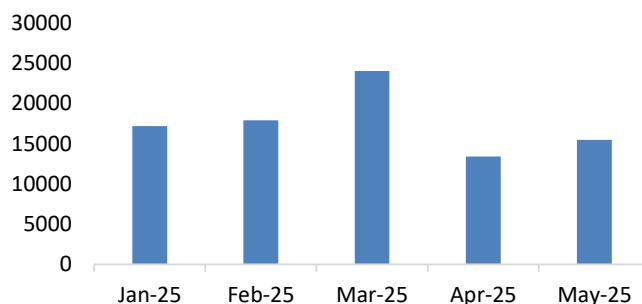
BSE Index Watch	Last	1 day	1 wk	1 mth	1 yr
SENSEX	82392	-0.1%	2.0%	3.7%	7.8%
MIDCAP	46589	0.0%	3.2%	10.6%	4.3%
SMLCAP	54251	0.3%	3.2%	16.1%	9.1%
AUTO	53308	-0.1%	2.2%	5.1%	-6.7%
BANKEK	63910	-0.1%	1.9%	4.6%	12.8%
Capital Goods	71464	0.2%	1.2%	13.7%	2.4%
FMCG	20627	0.3%	1.3%	2.2%	-1.1%
Health Care	43685	0.4%	2.6%	6.0%	19.7%
IT	37799	1.6%	3.7%	7.5%	6.9%
METAL	31489	0.1%	3.2%	10.0%	-5.0%
Oil & Gas	27401	0.1%	2.5%	5.0%	-5.7%
Power	6984	0.9%	3.8%	9.7%	-9.6%
Realty	7965	-1.2%	4.4%	24.6%	-7.0%

Margin Trading Disclosure (Rs. In Cr)	Last	1 day	1 wk	1 mth	3 mth
Op. Scripwise Outstanding	80889	-0.4%	2.3%	17.0%	17.3%
Fresh Exposure	8050	-21.2%	18.2%	94.6%	86.4%
Exposure liquidated	7976	-24.4%	28.5%	66.7%	98.5%
Closing Net scripwise outstanding	80963	0.1%	1.6%	18.2%	16.9%

NSE USD Futures	10-Jun	09-Jun	Var (%)
May Expiry (Rs./\$)	85.00	85.00	0.0%
June Expiry (Rs./\$)	86.07	86.07	0.0%
Total Turnover (Rs. Cr)	1586	1323	20%

Sectors	TTM PE
Auto	31.25
Auto Ancillary	42.82
Banking	14.52
Engineering	47.65
Cement	73.4
Diamonds & Jewellery	44.2
Housing Finance	24.68
Infrastructure & Const	28.93
Metals-Aluminium	30.4
Metal – Steel	18.22
Oil Expl.	7.18
Pharma	9.97
Power – Gen. Supp.	40.59
Information Tech.	27.77
Sugar	19.29
Telecom Serv. Prov.	38.52
Tyres	31.92

Ashok Leyland sales volume (Source: Company data)



10 year G-Sec Yield	Current	Previous	Change
US	4.46%	4.47%	(1) bps
Japan	1.47%	1.48%	(0) bps
India	6.36%	6.35%	2 bps
UK	4.54%	4.63%	(9) bps
Libor 3 Mths	4.85%	4.85%	(0) bps

Indian Eco Data	Current	Previous	Var(%)
Forex Reserve (US\$ in bn)	692	692	0.0%
Inflation - WPI	0.85%	2.05%	(120) bps
Inflation - CPI	3.16%	3.34%	(18) bps

India GDP	Q3FY25	Q2FY25	Var(%)
Growth	7.38%	6.40%	98 bps

Monetary Policy	Current	Previous	Change
Repo Rate	5.50%	6.00%	(50) bps
Reverse Repo Rate	3.35%	3.35%	0 bps
CRR	4.00%	4.00%	0 bps
O/S Banking System Liquidity (Rs bn)	2353	2481	(127.7)

IIP Growth %	Mar-25	Mar-24	Apr-Feb
IIP	2.7	5.2	3.5
Capital Goods	2.4	7.0	6.2
Mining	0.4	1.3	2.2
Manufacturing	3.0	5.9	4.2
Electricity	6.3	8.6	3.8

ADR Price Movement

Company	Price (US\$)	Volume	Previous Day Price	Volume	Variance (%)	No. of Share Per ADR	ADR Price (Rs.)	BSE Price	Variance (%)
Infosys Tech	18.51	9545898	18.29	5386657	1.20%	1	1584.76	1596.00	-0.7%
Wipro	2.97	4283767	2.94	7019696	1.02%	1	254.28	254.87	-0.2%
Dr.Reddy's	15.89	1437410	15.63	2384534	1.66%	1	1360.44	1348.80	0.9%
ICICI Bank	33.42	4070601	33.61	4232258	-0.57%	2	1430.65	1422.90	0.5%
HDFC Bank	76.54	1258818	76.23	2667269	0.41%	3	2184.35	1965.30	11.1%

GDR's (US\$)

	Prices	Prev. Close	Change	Var %
L&T	42.80	42.80	0.0	0.0%
RIL	67.20	67.20	0.0	0.0%
SBI	95.50	95.60	(0.1)	-0.1%

US Economy Data	Current	Previous
Inflation (%) (YoY)	2.30%	2.40%
Unemployment (%)	4.20%	4.20%

Interest Rate (%)	Current	Previous
Fed Rate	4.50%	4.50%

US GDP	Q2CY25	Q1CY25
Growth (QoQ Annualized)	-0.20%	2.40%

China Economy Data	Current	Previous
GDP	5.40%	5.40%
Inflation – CPI (%)	-0.10%	-0.10%

Economic Calendar

	Date
Indian GDP Data	29 Aug
Indian Inflation Data CPI	12 Jun
Indian Inflation Data WPI	16 Jun
Indian Monetary Policy	06 Aug
India's Industrial Production (IIP)	29 Jun
US Inflation Data	11 Jun
US GDP	26 Jun
US Unemployment Data	03 July
US Fed Rate	18 Jun
China GDP	15 July
China Inflation Data	09 July

Event Update

Name	Date	Purpose
Murae Organisor Ltd.	11/06/25	Stock Split from Rs.2/- to Re.1/-
Sameera Agro & Infra Ltd.	11/06/25	Bonus
Tata Elxsi Ltd.	11/06/25	Rs.75.00 per share(750%)Dividend
Avantel Ltd.	12/06/25	Rs.0.20 per share(10%)Final Dividend
Jeena Sikho Lifecare Ltd.	12/06/25	Split/Subdivision
Swastik Safe Deposit & Investments Ltd.	12/06/25	Rs.1.00 per share(10%)Final Dividend
Tata Chemicals Ltd.	12/06/25	Rs.11.00 per share(110%)Final Dividend
Trent Ltd.	12/06/25	Rs.5.00 per share(500%)Final Dividend
ACC Ltd.	13/06/25	Rs.7.50 per share(75%)Final Dividend
Adani Enterprises Ltd.	13/06/25	Rs.1.30 per share(130%)Final Dividend
Adani Ports and Special Economic Zone Ltd.	13/06/25	Rs.7.00 per share(350%)Final Dividend
Adani Total Gas Ltd.	13/06/25	Rs.0.25 per share(25%)Dividend
Alufluoride Ltd.	13/06/25	Rs.3.00 per share(30%)Final Dividend
Ambuja Cements Ltd.	13/06/25	Rs.2.00 per share(100%)Dividend
Apcotex Industries Ltd.	13/06/25	Rs.4.50 per share(225%)Final Dividend
BCPL Railway Infrastructure Ltd.	13/06/25	Rs.1.00 per share(10%)Final Dividend
Canara Bank	13/06/25	Rs.4.00 per share(200%)Final Dividend
DAM Capital Advisors Ltd.	13/06/25	Rs.1.00 per share(50%)Final Dividend
Eimco Elecon (India) Ltd.	13/06/25	Rs.5.00 per share(50%)Final Dividend
Elecon Engineering Company Ltd.	13/06/25	Rs.1.50 per share(150%)Final Dividend
Indegene Ltd.	13/06/25	Rs.2.00 per share(100%)Final Dividend
JM Financial Ltd.	13/06/25	Rs.2.70 per share(270%)Dividend
Piramal Enterprises Ltd.	13/06/25	Rs.11.00 per share(550%)Final Dividend

Bulk Deal As On 10/06/25

BSE					
Security Code	Security Name	Client Name	Deal	Quantity	Price
544190	3CIT	DISSEMINATE MULTIMEDIA PRIVATE LIMITED	S	60000	28
544190	3CIT	SHRENI SHARES LTD	B	62000	27.95
539506	ADCON	AMITABHA BHATTACHARJEE	S	1524336	0.7
538351	AFEL	SHAILESH DHAMELIYA	S	167729	3.58
540611	AUBANK	TA FDI INVESTORS LIMITED	S	9390919	760.07
543497	BCCL	SAVITRIBEN MAHENDRAKUMAR SHAH	S	62400	320.33
543209	BILLWIN	ASHWANI AGARWAL	B	30000	31.35
531671	BISIL	TEUDDY TECHNOLOGY PRIVATE LIMITED	S	488922	1.16
539190	DFL	FLIGHTCH SOLUTIONS PRIVATE LIMITED	B	102330	39.97
539190	DFL	SLESHA COMMERCIAL LIMITED	S	80000	40
539190	DFL	TVISHA CORPORATE ADVISORS LLP	S	55000	40.01
539190	DFL	VARUN JINDAL	B	22916	40
542155	DGL	KUNDAN CHHOTALAL BHANDERI	S	56000	2.73
512441	ENBETRD	TEUDDY TECHNOLOGY PRIVATE LIMITED	S	3200000	0.66
539032	FRASER	PACE STOCK BROKING SERVICES PVT LTD	B	99601	7.53
539032	FRASER	SAURASHTRA FINSTOCK PRIVATE LIMITED	S	100000	7.53
512443	GANONPRO	KUNAL GAHLOT	B	50001	10.98
512443	GANONPRO	MAMTA DEVI	B	120000	11.14
512443	GANONPRO	REEMA SAROYA	S	48759	11.18
531723	GATECH	LATIN MANHARLAL SECURITIES PVT LTD	S	1931635	1.1
531723	GATECH	LATIN MANHARLAL SECURITIES PVT LTD	B	3542635	1.1
531723	GATECH	MISTERKAPOORKESHRI	S	3700000	1.11
531723	GATECH	MISTERKAPOORKESHRI	B	246800	1.16
524238	GUJINJEC	JV INVESTMENT	B	110000	22.8
539449	IGCIL	ARPIT SHAILESHKUMAR SHAH	S	380080	5
539175	INDRAIND	SHAILESH DHAMELIYA	B	35000	11.99
524614	INDXTRA	MILLIONAIRES LEAGUE PRIVATE LIMITED	B	2100000	4.73
524614	INDXTRA	SURAJ GARG	S	1038000	4.73
543286	JETMALL	LOKESH YADAV	B	36000	12.9
543286	JETMALL	NITIN BAGMAR(HUF)	S	78000	12.87
543286	JETMALL	SANTOSH KUMAR	B	42000	12.85
514060	MARKOBENZ	DHANJIT REAL TRADE LLP	B	125700	10.74
544073	MCPL	ALLINA QURESHI	B	208000	219.1
544073	MCPL	MONEYPLANT GOLD & JEWELLERY TRADING L.L.C	S	128000	219.96
540809	MRCAGRO	OM PRAMILA STOCKS PRIVATE LIMITED	B	235000	22.58
542724	MURAE	MANISH RAJPUT	S	13830958	2.46
543207	NATURAL	CHOKSHI DIMPLE	S	249696	13.99
543207	NATURAL	HEMA JAYPRAKASH BHAVSAR	B	289471	13.97
531512	ORIENTTR	INDIVAR TRADERS PRIVATE LIMITED	S	21000	19.01
531512	ORIENTTR	INDIVAR TRADERS PRIVATE LIMITED	B	63500	19.42
540198	OSIAJEE	MANISH KUMAR	S	32383	240.18
531395	PADAMCO	JASMIN PURNACHANDRA MEHTA	S	85915	42.38
531395	PADAMCO	LODHA SUBHASH HASTIMAL	B	110000	42.81
530095	PRADHIN	GAUTAM RAJ	S	44145705	0.31
500069	QUESTCAP	LOVEY KAPUR	S	60426	394
519191	RGRL	HETAL ARUNKUMAR PRAJAPATI	S	200000	5.41
539593	SHIVA	PAUL DOUGLAS KATCHING	S	36637	6.64
544090	SHPLPUNE	RAOOF RAZAK DHANANI	B	50000	825

544090	SHPLPUNE	SADIYA RAOOF DHANANI	B	100000	825
544090	SHPLPUNE	SUCHITRA DHANANI	S	150000	825
532217	SIELFNS	AVEEN KAUR SOOD	S	117476	7.66
539584	SIPTL	GOKALBHAI GHEMARBHAI CHAUDHRI	S	3090749	0.47
542146	SKIFL	CHHAYA GAURANG SHAH	S	243750	55.99
542146	SKIFL	PASHUPATI CAPITAL SERVICE PVT LTD	B	200000	55.99
544399	SRIGEE	VIKASA INDIA EIF I FUND-INCUBE GLOBAL OPPORTUNITIES	S	30000	276.75
543745	SVS	HITEN PRAMESH VED	S	156000	8.78
543745	SVS	MANSI VISHAL VED	S	144000	8.78
543745	SVS	PASHUPATI CAPITAL SERVICE PVT LTD	B	426000	8.78
543745	SVS	VINODKUMAR MANILAL GALA	S	138000	8.78
531499	SYBLY	RAJEEV RANJAN SAHAY	B	46405	3.06
531499	SYBLY	SRIJAN GUCHHAIT	S	137201	3.06
509945	THACKER	ARUNKUMAR MAHABIRPRASAD JATIA	B	30150	1570.08
509945	THACKER	STONE MASTERS INDIA PRIVATE LIMITED	S	30000	1570
523752	TIHIL	PRAS INVESTMENT PRIVATE LIMITED	B	302529	19.6
521005	TITANIN	AUORE DEVELOPERS PRIVATE LIMITED	B	189552	14.49
519367	TRANSFD	ANKUR RAMESHCHANDRA PAREKH	S	934	162.5
531574	VASINFRA	DESAI NIRAL NEERAV	S	84631	5.86
531574	VASINFRA	GAURAV NARESHMAL LODHA	B	79574	5.91
531574	VASINFRA	PRAFULCHANDRA ANANTRAI DESAI	S	177845	5.92
543436	WITS	MMD SECURITIES PVT LTD	B	2400	237.7

NSE

Security Code	Security Name	Client Name	Deal	Quantity	Price
ATALREAL	Atal Realtech Limited	ROMAN INDUSTRIES LLP	SELL	800000	17.59
EXXARO	Exxaro Tiles Limited	TILAK VENTURES LIMITED	BUY	2988746	9.45
GATECHDVR	GACM Technologies Limited	DHAVAL SHANKARBHAI RABARI	SELL	762698	1.01
GATECHDVR	GACM Technologies Limited	KALARATRI TRADEWING LLP	SELL	1708884	0.97
GENCON	Generic Eng Cons Proj Ltd	ASCENT WEALTH	BUY	321100	46.61
IITL	Industrial Inv Trust Ltd	SARVESHWAR BHAWAN EDGE LLP	BUY	175000	175
MHLXMIRU	Mahalaxmi Rubtech Limited	NISHANT PITTI	SELL	77904	233.77
MCON	Mcon Rasayan India Ltd	EUROPLUS ONE REALTY PRIVATE LIMITED	BUY	41000	112.26
ONEPOINT	One Point One Sol Ltd	GKK CAPITAL MARKETS PRIVATE LIMITED	BUY	1500000	66
OCCL	Oriental Carbon & Chem Ltd	BOFA SECURITIES EUROPE SA	BUY	53428	289.53
PREMIERENE	Premier Energies Limited	360 ONE ASSET MANAGEMENT LIMITED	BUY	474697	1051.6
PREMIERENE	Premier Energies Limited	AGEAS FEDERAL LIFE INSURANCE COMPANY LIMITED	BUY	169000	1051.6
PREMIERENE	Premier Energies Limited	AL MEHWAR COMMERCIAL INVESTMENTS L.L.C.	BUY	282513	1051.6
PREMIERENE	Premier Energies Limited	AXIS MUTUAL FUND	BUY	1093675	1051.6
PREMIERENE	Premier Energies Limited	BANDHAN MUTUAL FUND	BUY	190000	1051.6
PREMIERENE	Premier Energies Limited	BLACKSTONE AQUA MASTER SUB-FUND	BUY	407180	1051.6
PREMIERENE	Premier Energies Limited	CITIGROUP GLOBAL MARKETS MAURITIUS PRIVATE LIMITED	BUY	570052	1051.6
PREMIERENE	Premier Energies Limited	CITIGROUP GLOBAL MARKETS MAURITIUS PRIVATE LIMITED	BUY	651488	1051.6
PREMIERENE	Premier Energies Limited	EDELWEISS MUTUAL FUND	BUY	1426533	1051.6
PREMIERENE	Premier Energies Limited	GHISALLO MASTER FUND LP	BUY	651488	1051.6
PREMIERENE	Premier Energies Limited	GOLDMAN SACHS (SINGAPORE) PTE	BUY	162872	1051.6
PREMIERENE	Premier Energies Limited	GOLDMAN SACHS INVESTMENTS MAURITIUS I LIMITED	BUY	407180	1051.6
PREMIERENE	Premier Energies Limited	HDFC LIFE INSURANCE COMPANY LIMITED	BUY	200000	1051.6
PREMIERENE	Premier Energies Limited	ICICI PRUDENTIAL MUTUAL FUND	BUY	475511	1051.6
PREMIERENE	Premier Energies Limited	KOTAK MAHINDRA LIFE INSURANCE COMPANY LIMITED	BUY	948303	1051.6
PREMIERENE	Premier Energies Limited	MORGAN STANLEY ASIA SINGAPORE PTE	BUY	162872	1051.6
PREMIERENE	Premier Energies Limited	MORGAN STANLEY ASIA SINGAPORE PTE	BUY	1677563	1051.6
PREMIERENE	Premier Energies Limited	MOTILAL OSWAL MUTUAL FUND	BUY	237755	1051.6
PREMIERENE	Premier Energies Limited	NOMURA SINGAPORE LIMITED	BUY	244308	1051.6
PREMIERENE	Premier Energies Limited	PI OPPORTUNITIES AIF V LLP	BUY	3328578	1051.6
PREMIERENE	Premier Energies Limited	PI OPPORTUNITIES AIF V LLP	BUY	3328578	1051.6
PREMIERENE	Premier Energies Limited	PUBLIC SECTOR PENSION INVESTMENT BOARD	BUY	412130	1051.6
PREMIERENE	Premier Energies Limited	QUANT MUTUAL FUND	BUY	4355111	1051.6
PREMIERENE	Premier Energies Limited	QUANT MUTUAL FUND	BUY	4755111	1051.6
PREMIERENE	Premier Energies Limited	SBI LIFE INSURANCE COMPANY LIMITED	BUY	2377555	1051.6
PREMIERENE	Premier Energies Limited	SOCIETE GENERALE	BUY	1791592	1051.6
PREMIERENE	Premier Energies Limited	SOUTH ASIA GROWTH FUND II HOLDINGS LLC	SELL	25000000	1051.6
PREMIERENE	Premier Energies Limited	SOUTH ASIA GROWTH FUND II HOLDINGS LLC	SELL	25000000	1051.6
PREMIERENE	Premier Energies Limited	THELEME INDIA MASTER FUND LIMITED	BUY	1902044	1051.6
QUADPRO	Quadpro ITes Limited	KRUPA JAIMIN BHATT	BUY	612000	3.01
QUADPRO	Quadpro ITes Limited	NANDIRA BIDDAPPA THIMMAIAH	SELL	624000	3
SCODATUBES	Scoda Tubes Limited	SARAVANA SECURITIES D.SATHYAMOORTHY	BUY	378259	166.91
SEPC-RE3	SEPC Ltd	BANK OF BARODA	SELL	2000000	1.62
SEPC-RE3	SEPC Ltd	CENTRAL BANK OF INDIA	SELL	5000000	1.62
SEPC-RE3	SEPC Ltd	CENTRAL BANK OF INDIA	SELL	4000000	1.62
SHANKARA	Shankara Bldg Product Ltd	DHARAMPAL SATYAPAL LIMITED	SELL	225183	1005
SHANKARA	Shankara Bldg Product Ltd	NEGEN CAPITAL SERVICES PRIVATE LIMITED	SELL	189505	1003.24
SRPL	Shree Ram Proteins Ltd.	HARBIR SINGH CHADHA	SELL	2232672	0.66
SUYOG	Suyog Telematics Limited	FORTUNE SMART LIFESTYLE PRIVATE LIMITED	SELL	242662	941.75
SUYOG	Suyog Telematics Limited	NARANTAK DEALCOMM LIMITED	BUY	200000	941.75

Disclosure:

Research Reports that are published by Nirmal Bang Securities Private Limited (hereinafter referred to as "NBSPL") are for private circulation only. NBSPL is a registered Research Analyst under SEBI (Research Analyst) Regulations, 2014 having Registration no. INH000001766. NBSPL is also a registered Stock Broker with National Stock Exchange of India Limited, BSE Limited, Metropolitan Stock Exchange of India Limited, Multi Commodity Exchange of India Limited and , National Commodity and Derivative Exchange Limited in Capital Market , Equity and Commodities derivatives segments and Currency Derivatives Segment .

NBSPL has other business divisions with independent research teams separated by Chinese walls, and therefore may, at times, have different or contrary views on stocks and markets.

NBSPL or its associates have not been debarred / suspended by SEBI or any other regulatory authority for accessing / dealing in securities Market since last 20 years. NBSPL, its associates or analyst or his relatives do not hold any financial interest (Except Investment) in the subject company. NBSPL or its associates or Analyst do not have any conflict or material conflict of interest at the time of publication of the research report with the subject company. NBSPL or its associates or Analyst or his relatives may or may not hold beneficial ownership of 1% or more in the subject company at the end of the month immediately preceding the date of publication of this research report.

NBSPL or its associates / analyst has not received any compensation / managed or co-managed public offering of securities of the company covered by Analyst during the past twelve months. NBSPL or its associates have not received any compensation or other benefits from the company covered by Analyst or third party in connection with the research report. Analyst has not served as an officer, director or employee of Subject Company. NBSPL / analyst has not been engaged in market making activity of the subject company.

Analyst Certification: The research analysts and authors of these reports, hereby certify that the views expressed in this research report accurately reflects my/our personal views about the subject securities, issuers, products, sectors or industries. It is also certified that no part of the compensation of the analyst(s) was, is, or will be directly or indirectly related to the inclusion of specific recommendations or views in this research. The analyst(s) principally responsible for the preparation of this research report and has taken reasonable care to achieve and maintain independence and objectivity in making any recommendations.

Disclaimer:

The Research Report is for the personal information of the authorized recipient and does not construe to be any investment, legal or taxation advice. NBSPL is not soliciting any action based upon it. Nothing in the research report shall be construed as a solicitation to buy or sell any security or product, or to engage in or refrain from engaging in any such transaction. In preparing the research report, we did not take into account the investment objectives, financial situation and particular needs of the reader.

The research report has been prepared for the general use of the clients of NBSPL and must not be copied, either in whole or in part, or distributed or redistributed to any other person in any form. If you are not the intended recipient you must not use or disclose the information in the research report in any way. Though disseminated to all the customers simultaneously, not all customers may receive the research report at the same time. NBSPL will not treat recipients as customers by virtue of their receiving the research report. The research report is not directed or intended for distribution to or use by any person or entity resident in a state, country or any jurisdiction, where such distribution, publication, availability or use would be contrary to law, regulation or which would subject NBSPL & its group companies to registration or licensing requirements within such jurisdictions.

The report is based on the information obtained from sources believed to be reliable, but we do not make any representation or warranty that it is accurate, complete or up-to-date and it should not be relied upon as such. We accept no obligation to correct or update the information or opinions in it. NBSPL or any of its affiliates or employees shall not be in any way responsible for any loss or damage that may arise to any person from any inadvertent error in the information contained in the research report. NBSPL or any of its affiliates or employees do not provide, at any time, any express or implied warranty of any kind, regarding any matter pertaining to this report, including without limitation the implied warranties of merchantability, fitness for a particular purpose, and non-infringement. The recipients of the research report should rely on their own investigations.

This information is subject to change without any prior notice. NBSPL reserves its absolute discretion and right to make or refrain from making modifications and alterations to this statement from time to time. Nevertheless, NBSPL is committed to providing independent and transparent recommendations to its clients, and would be happy to provide information in response to specific client queries.

Before making an investment decision on the basis of research report, the reader needs to consider, with or without the assistance of an adviser, whether the advice is appropriate in light of their particular investment needs, objectives and financial circumstances. There are risks involved in securities trading. The price of securities can and does fluctuate, and an individual security may even become valueless. International investors are reminded of the additional risks inherent in international investments, such as currency fluctuations and international stock market or economic conditions, which may adversely affect the value of the investment. Opinions expressed are subject to change without any notice. Neither the company nor the director or the employees of NBSPL accept any liability whatsoever for any direct, indirect, consequential or other loss arising from any use of the research report and/or further communication in relation to the research report. Here it may be noted that neither NBSPL, nor its directors, employees, agents or representatives shall be liable for any damages whether direct or indirect, incidental, special or consequential including lost revenue or lost profit that may arise from or in connection with the use of the information contained in the research report.

Copyright of this document vests exclusively with NBSPL.

Our reports are also available on our website

Registration granted by SEBI and certification from NISM in no way guarantee performance of NBSPL or provide any assurance of returns to investors.

Nirmal Bang Research (Division of Nirmal Bang Securities Pvt. Ltd.)

B-2, 301/302, Marathon Innova,
Opp. Peninsula Corporate Park
Off. Ganpatrao Kadam Marg
Lower Parel(W), Mumbai-400013
Board No. : 91 22 6723 8000/8001
Fax. : 022 6723 8010